



SCV VALVE
Innovative Valve Solutions®



[281] 482-4728 • www.scvvalve.com

3-Piece Trunnion Ball Valves - API 6A

Class: 2000, 3000, & 5000
Sizes: 2-1/16" - 13-5/8"





SCV VALVE



SCV VALVE manufactures some of the most dependable cast and forged steel Ball Valves in the industry. Our products are manufactured and tested in accordance with respective API, ASME, and ANSI standards. With features such as double block and bleed capabilities, secondary sealant injections, and spring energized self relieving seats, the SCV design offers many features and options beneficial for oil, gas, and liquid applications making it one of the most preferred ball valves on the market.

Innovative Valve Solutions.®

For more information call us @ [281] 482-4728 or visit our website @ www.scvvalve.com

3-Piece Trunnion Ball Valves - API 6A

- Basic Design: API 6A
- Wall Thickness: API 6A
- Face-to-Face Dimension: API 6A
- Flange End Dimension: API 6A
- Inspection & Testing: API 6A
- Fire Safe Design: API 607/BS 6755

Note: Not recommended for throttling applications.

Note: SCV reserves the right to change any technical design and dimensional data without prior notice. Please contact SCV to confirm all Dimensions and Data offered in this catalog.





SCV VALVE

SCV Valve's product lines include commodity valves as well as specialty valves in all sizes, pressure classes & metallurgy; including carbon steel, stainless steel & exotic alloys. The valve types include:

- Thru Conduit Gates - Slab & Expanding Gate Designs
- 3-Piece Trunnion Mounted Balls
- Floating Balls
- Wedge Gates
- Globes
- Full Port Swing Checks
- Piston Checks
- Dual Plate Checks - Wafer & Lug Designs
- Pressure Balanced Lubricated Plugs

SCV Valve's high quality standards demand 100% pressure testing of every valve to insure its reliability and full customer satisfaction. We pride ourselves with high quality products, timely deliveries, and competitive prices.

Company History ■ ■ ■ ■ ■ ■ ■ ■ ■ ■ ■ ■

The SCV valve brand was established in 1972. The primary focus of the Company was to provide full inline field service for valve maintenance as well as in house valve modifications. While serving the Power Industry, Paper & Pulp, Oil & Gas, and the Petro Chemical Industry; through years of dedication and commitment to quality and service, SCV had become one of the largest full range, field service companies, with a reputation for superior quality.

In the mid 1970s, the SCV brand entered the valve manufacturing industry, primarily serving the Power Industry. Since that time, the SCV brand has expanded its products to cover a broad range of valves. SCV Valve holds the API 6A & API 6D Monogram, API Q1 Quality Management System, and ASME "R" stamp. The manufacturing facility, sales and projects office is located in Santa Fe, Texas.

Mission Statement ■ ■ ■ ■ ■ ■ ■ ■ ■ ■ ■ ■

SCV Valve is committed to consistently providing products that meet or exceed customer and regulatory specifications. SCV Valve aims to enhance customer satisfaction through implementing the highest levels of quality standards while assuring full conformity to those requirements.

Table of Contents

	Page
Table of Contents.....	1
Complete Product Line.....	2
Certifications.....	3
· American Petroleum Institute (API)	
· ISO 9001:2008	
· Canadian Registration Numbers	
· CE PED	
Figure Number Chart	4 & 5
Technical Data for Optional Seal & Seat Selections	6
Seal & Seat Pressure Temperature Chart	7
Valve ID Tag & Valve Markings Identification.....	8
3-PIECE TRUNNION BALLS - API 6A	9
Expanded View	10
Bill of Materials.....	11
Design Features & Applications.....	12 & 13
Pressure 2000, 3000, & 5000 PSI.....	14
Cv Values	15
Pressure Temperature Ratings	17, 18, & 19
Flange Dimensions.....	20 & 21
Industry Standards for Valve Manufacturing	22
Terms and Conditions.....	23

Complete Product Line

Call SCV Valve today @ (281) 482-4728 for all your valve needs or visit us on the web @ www.scvvalve.com.

THRU CONDUIT GATES - SLAB & EXPANDING

Design: API 6D


Sizes: 2" - 42"
Class: 150 - 1500

Standard stock.

Design: API 6A

Sizes: 9", 11" & 13-5/8"
Pressure: 2000, 3000, 5000

Limited inventory availability.
All sizes and pressure classes made to order.



PISTON CHECKS

Design: API 6D

Sizes: 2" - 24"
Class: 150 - 2500

Standard stock.



GLOBES

Design: API 623

Sizes: 2" - 24"
Class: 150 - 2500

Limited inventory availability.
All sizes and pressure classes made to order.



3-PIECE TRUNNION BALLS

Design: API 6D

Sizes: 2" - 42"
Class: 150 - 2500

Standard stock.

Bore Coating: Scotchkote™ 134

Design: API 6A

Sizes: 2-1/16" - 7-1/6"
Pressure: 2000, 3000, 5000

Limited inventory availability.
All sizes and pressure classes made to order.



FULL PORT SWING CHECKS

Design: API 6D

Sizes: 2" - 36"
Class: 150 - 2500

Standard stock.



Exterior Coating: Epoxy

WEDGE GATES

Design: API 600

Sizes: 2" - 48"
Class: 150 - 2500

Limited inventory availability. All sizes and pressure classes made to order.



FLOATING BALL VALVES

Design: B16.34

Sizes: 1/2" - 12"
Class: 150 - 1500

Standard stock.

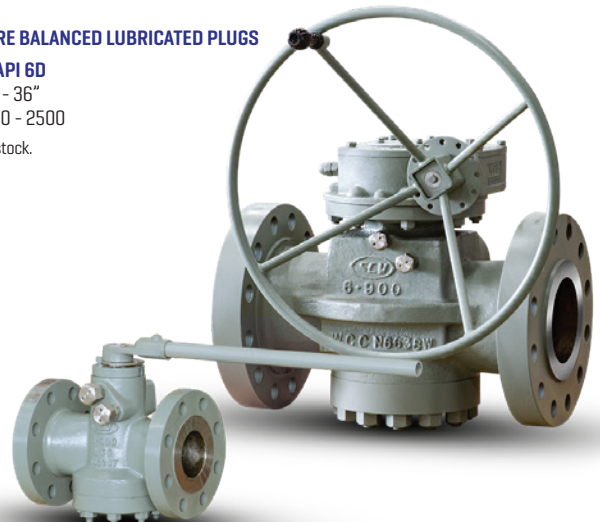


PRESSURE BALANCED LUBRICATED PLUGS

Design: API 6D

Sizes: 2" - 36"
Class: 150 - 2500

Standard stock.



Certifications & Registrations

American Petroleum Institute (API)

API 6A Certification



Certificate of Authority to use the Official API Monogram
License Number: 6A-1190 ORIGINAL

The American Petroleum Institute hereby grants to

SCV VALVE
3521 FM 646 Road North
Santa Fe, TX

the right to use the Official API Monogram™ on manufactured products under the conditions in the official publications of the American Petroleum Institute entitled API Spec Q1™ and **API-6A** and in accordance with the provisions of the License Agreement.

In all cases where the Official API Monogram is applied, the API Monogram shall be used in conjunction with this certificate number: **6A-1190**

The American Petroleum Institute reserves the right to revoke this authorization to use the Official API Monogram for any reason satisfactory to the Board of Directors of the American Petroleum Institute.

The scope of this license includes the following: Valves at PSL 1, PSL 2

GMS Exclusions: No Exclusions Identified as Applicable

Effective Date: **DECEMBER 6, 2019**
Expiration Date: **DECEMBER 6, 2022**

To verify the authenticity of this license, go to www.api.org/compositelist.

Note: Extension letter available on our website.

API 6D Certification



Certificate of Authority to use the Official API Monogram
License Number: 6D-1099 ORIGINAL

The American Petroleum Institute hereby grants to

SCV VALVE
3521 FM 646 Road North
Santa Fe, TX

the right to use the Official API Monogram™ on manufactured products under the conditions in the official publications of the American Petroleum Institute entitled API Spec Q1™ and **API-6D** and in accordance with the provisions of the License Agreement.

In all cases where the Official API Monogram is applied, the API Monogram shall be used in conjunction with this certificate number: **6D-1099**

The American Petroleum Institute reserves the right to revoke this authorization to use the Official API Monogram for any reason satisfactory to the Board of Directors of the American Petroleum Institute.

The scope of this license includes the following: Check Valves, Ball Valves, Plug Valves and Gate Valves

GMS Exclusions: No Exclusions Identified as Applicable

Effective Date: **DECEMBER 6, 2019**
Expiration Date: **DECEMBER 6, 2022**

To verify the authenticity of this license, go to www.api.org/compositelist.

Note: Extension letter available on our website.

ISO 9001:2015 Certificate



ABS Quality Evaluations
Certificate of Conformance

This is to certify that the Quality Management System of:

SCV Valve, LLC
3521 FM 646 Road North
Santa Fe, TX 77510
U.S.A.

has been assessed by ABS Quality Evaluations, Inc. and found to be in conformance with the requirements set forth by:

ISO 9001:2015

The Quality Management System is applicable to:

ENGINEERING, MANUFACTURING, SALES, AND SERVICE OF HIGH PERFORMANCE VALVE PRODUCTS. PRODUCT RANGE INCLUDES ALL SEVERE SERVICE & HIGH PRESSURE APPLICATIONS

This certificate may be found on the ABS QE Website (www.abs-qe.com). For certificates issued in the People's Republic of China information may also be verified on the CNCA website (www.cnca.gov.cn).

Certificate No: 44730
Certification Cycle: 16 June 2010
Effective Date: 16 May 2010
Expiration Date: 15 June 2022
Revision Date: 16 May 2019

Dominic Townsend, President

Validity of this certificate is based on the successful completion of the periodic surveillance audits of the management system defined by the above scope and is contingent upon prompt written notification to ABS Quality Evaluations, Inc. of significant changes to the management system or components thereof.

ABS Quality Evaluations, Inc. 1101 City Plaza Drive, Spring, TX 77386, U.S.A.
Validity of this certificate may be confirmed at www.abs-qe.com/enr_validation.

Copyright 2011-2019 ABS Quality Evaluations, Inc. All rights reserved.

CE PED Certificate



HPIVS
HPI Verification Services

Certificate of Quality System Approval

This is to certify that the product listed below conforms to the requirements of the

Pressure Equipment Directive 2014/68/EU
Annex II Module H

Certificate Number	HPVSP1012-055-Q-04	Date of Expiry	23-Jun-2022
Date of Issue	17-Jul-2019	Surveillance due:	23-Jun-2020
Manufacturer	SCV Valve LLC 3521 FM 646 Road North, Santa Fe Texas 77510		

Description of Pressure Equipment: Ball valves, Check valves, Gate valves, Globe valves and Plug valves – Range: 1/2" – 48" Class 150 through 2500

Equipment Identification: CE plate for Cat II B

Other Certifications Applied: ABSQE ISO 9001 cert 44073
API 6A 2010, API 6D 2014

Report Reference: HPVSP1012-055-4

This Certificate is valid in any European Economic Area Member State.

This Report has been issued by HPI Verification Services Ltd, which is a body notified to the European Commission according to the provisions of the Pressure Equipment Directive (Notified Body number 1521).

This Report is issued following the assessment of the documentation and implementation of the Quality System in accordance with the provisions of the quoted Conformity Assessment Module of the above directive. The CE Mark may be affixed to the Pressure Equipment within the scope of approval as described above since the EU Declaration of conformity has been signed by the responsible person. The number '1521', being HPI Verification Services Ltd, Notified Body number should also be placed on the equipment dataplate.

Managing Director: [Signature]
Technical Manager: [Signature]

CE Mark

EU Notified Body No. 1521
Company registered in England #1217386
+44 1491 622916
www.absquality.com

HPI Verification Services Ltd
The Moor House
Horsley Park, Wokingham
GU24 0BA, United Kingdom

Canadian Registration Number

- Alberta
- OC07063.2
- New Brunswick
- OC07063.27
- Northwest Territory
- OC07063.25
- Nunavut
- OC07063.2N
- Ontario
- OC07063.25
- Yukon
- OC07063.2
- British Columbia
- OC07063.21
- New Foundland & Laborador
- OC07063.20
- Novascotia
- OC07063.27
- Manitoba
- OC07063.24
- Prince Edward island
- OC07063.29

SCV Figure Number Chart

Note: SCV Figure Chart is subject to change without notice.

1

2

3

4

5

6

7

8

Valve Type	Bore Size	Class	Body/Bonnet Conf.	Body Material	Obturator Material	Ends	Operator
BAL = Trunnion Ball Valve	50 = 1/2"	01 = 150	B = Bolted	02 = A352 LCC	01 = A352 LLC + 410	A = RF x WE	/ = N/A
CEG = Compact Expanding Gate Valve	75 = 3/4"	03 = 300	L = Lug Style	06 = A351 CF8M	02 = A352 LCC + ENP	B = RTJ x WE	B = Bare Stem
DCK = Dual Plate Check Valve	01 = 1"	04 = 400	P = Pressure Seal	08 = A216 WCC	06 = A216 WCC + ENP	D = RF x RTJ	D = Dual Acting Actuator
EPG = Expanding Gate Valve	15 = 1-1/2"	06 = 600	S = Seal Weld	10 = A216 WCB	09 = A351 CF8M	E = RTJ x RF	E = Electric Actuator
FBV = Floating Ball Valve	02 = 2"	09 = 900	T = Top Entry	11 = A352 LCB	10 = A216 + CR13	J = RTJ	G = Gear
FCK = Full Port Swing Check Valve	21 = 2-1/16"	15 = 1500	U = Union	12 = A350 LF2	11 = CR13 HF	K = WE x RF	H = Handwheel
GAT = Wedge Gate Valve	25 = 2-1/2"	20 = 2000		13 = A105	12 = A105 + CR13	L = WE x RTJ	I = Linear Actuator
GLB = Globe Valve	27 = 2-9/16"	25 = 2500		16 = A217 WC6	13 = A105 + ENP	R = RF	L = Lever
PCK = Piston Check Valve	03 = 3"	30 = 3000		30 = A29 4130	14 = A694 Gr. F60 + ENP	W = WE	
PLG = Lubricated Plug Valve	31 = 3-1/8"	50 = 5000		36 = A182 316	15 = A350 LF2 + ENP		
PSG = Parallel Slide Gate Valve	37 = 3-9/16"	10 = 10000		51 = A182 F51 Duplex	16 = A216 WCC + 316		
RSB = Rising Stem Ball Valve	04 = 4"			55 = A182 F55 Duplex	17 = 17-4 PH		
SCK = Conv. Port Swing Check Valve	41 = 4-1/16"			60 = A216 WCC + Inconel 625	20 = A216 WCB + Ni65		
TCG = Slab Gate Valve	05 = 5"			87 = A487 4C	23 = A182 316L + Stellite 21		
	51 = 5-1/8"			88 = A890-4A	34 = A182 304		
	06 = 6"				35 = A182 316 HF		
	71 = 7-1/16"				36 = A182 316		
	08 = 8"				41 = A182 F6A Class 2		
	09 = 9"				42 = A182 F6A + Nitride		
	10 = 10"				51 = A182 F51 Duplex		
	23 = 10-3/8"				52 = A351 CF8M + Stellite 6		
	11 = 11"				54 = A182 F51 Duplex + CoCr-A		
	12 = 12"				59 = A352 LCC + Stellite 6		
	19 = 12-3/8"				60 = A105 + HF		
	13 = 13-5/8"				61 = A105 + Nitride + Stellite 6		
	14 = 14"				62 = A105 + Inconel 625		
	16 = 16"				69 = A350 LF2 + Tungsten Carbide		
	17 = 16-3/4"				73 = A182 410 + Tungsten Carbide		
	18 = 18"				81 = A350 LF2 + Nitride + HF		
	20 = 20"				85 = A743 CA15 + Nitride		
	22 = 22"				88 = A890-4A		
	24 = 24"				96 = A216 WCB + CR13		
	26 = 26"						
	28 = 28"						
	30 = 30"						
	32 = 32"						
	34 = 34"						
	36 = 36"						
	38 = 38"						
	40 = 40"						
	42 = 42"						
	48 = 48"						
	52 = 52"						
	56 = 56"						
	60 = 60"						

Technical Data for Optional Seal & Seat Selections

Optional Seal Selections

Code	Material	Description
B	BUNA	Also called Buna N or Nitrile, this sealing material is widely used because of its compatibility with most hydraulic fluid media, including petroleum oils, water, water glycol, Di-Ester based fluids, air, and inactive gases. The temperature of this material ranges from -54C to +135C [-65F to +275F].
N	NEOPRENE	This sealing material is excellent for refrigerants, ammonia, and freon. Its temperature range is from -37C to +107C [-35F to +225F].
E	EPDM	Also called Ethylene-Propylene, this sealing material is recommended for low pressure steam, hot water, phosphate ester base fluid, weak alkalines, and acids. This material is not recommended for petroleum service, hydrocarbons, alcohol, and radiation. Its temperature range is -54C to 149C [-65F to +250F].
V	VITON	Also called Fluorocarbon Rubber (FKM), this material is known for being excellent in condition up to +204C [+400F]. Viton offers excellent resistance to aggressive fuels and chemicals.
T	PTFE	Teflon has excellent resistance to a wide range of chemicals. It is excellent at pressures below 1500 PSI. It can withstand temperatures up to +204C [+400F].
R	NBR	NBR is typically resistant to mineral oil-based lubricants and greases, hydraulic fluids, hydrocarbons, and water. NBR is not resistant to polar solvents or chlorinated hydrocarbons. The material's temperature range is from -30C to +100C [-22F to +212F].
H	HNBR	HNBR is simply hydrogenated NBR. It is typically resistant to mineral oil-based lubricants and greases, hydraulic fluids, hydrocarbons, and water just like NBR. HNBR is more resistant to heat, o-zone, and aging than NBR. The material's temperature range is from -30C to +100C [-22F to +212F].
S	SILICONE	This material is capable of operating in a wide temperature range and has excellent resistance to o-zone, water, weathering, and aging. This material is generally not resistant to fuels, oils, steams, acids, or high pressures. This material's temperature range is from -65C to +250C [-85F to +482F].
F	FLUROSILICONE	This material is far more resistant to oils and fuels than other silicones. The temperature range, however, is limited from -73C to +177C [-100F to +350F].
G	GRAPHOIL	Graphoil is chemically resistant to attack from nearly all organic and inorganic fluids with exception of highly oxidizing chemicals and highly concentrated oxidizing mineral acids. The material is good up to +538C [+1000F] as well as at cryogenic temperatures.
U	FLUORSINT	This material contains a mica filler and offers superb mechanical properties such as resistance to abrasion, wear, and extrusion. It is ideal for high pressure applications and offers low co-efficient of friction. Its temperature range is from -46C to +343C [-50F to +650F].

Note: Additional options available upon request

Optional Seat Selections

Code	Material	Description
D	DEVLON	Devlon is a polyamide with additives which allow it to perform at -46C to +121C [-50F to +250F]. This material covers a wide range of applications while having excellent wear properties, low friction, and improved impact strength.
M-S	METAL (STELLITE)	Metal seats hardfaced with Stellite 6 are recommended for use in high temperature fluid and gas applications. The temperature range of the material allows it to get up to the maximum temperature of the valve body material.
M-TC	METAL (TUNGSTEN CARBIDE)	Metal seats hardfaced with Tungsten Carbide are recommended for use in high temperature fluid and gas applications. The temperature range of the material allows it to get up to the maximum temperature of the valve body material.
N	NYLON	Nylon is offered for high pressure applications. The material is ideal for use in high pressure air, oil, and other gas media but is not suitable for strong oxidizing agents. The temperature range of this material is -34C to +121C [-29F to +250F].
O	NOVA	This Teflon based product is filled with glass amorphous carbon powder and graphite. It has a lower thermal contraction-expansion than PTFE and is ideal for steam or thermal fluid applications up to +288C [+550F].
P	PEEK	PEEK offers a unique combination of chemical, mechanical, and thermal properties. This material is excellent for high temperatures up to +260C [+500F].
T	TEFLON (VIRGIN PTFE)	PTFE is a fluorocarbon-based polymer. This material has excellent chemical resistance and co-efficient of friction. The material is not recommended for liquid alkalis and fluorine. Its temperature range is good from -34C to +204C [-30F to +400F].
K	PCTFE	Kel-F is a fluorocarbon based polymer offering a unique combination of physical and mechanical characteristics such as non-flamability, chemical resistance, and near zero moisture absorption. The temperature range of this material is from -240C to +204C [-400F to +400F].
R	RPTFE	PTFE's mechanical properties are enhanced by adding a percentage of filler material to provide improved strength, stability, and wear resistance. The temperature range of this material is -46C to +232C [-50F to +450F].

Note: Additional options available upon request

Seal & Seat Pressure Temperature Chart

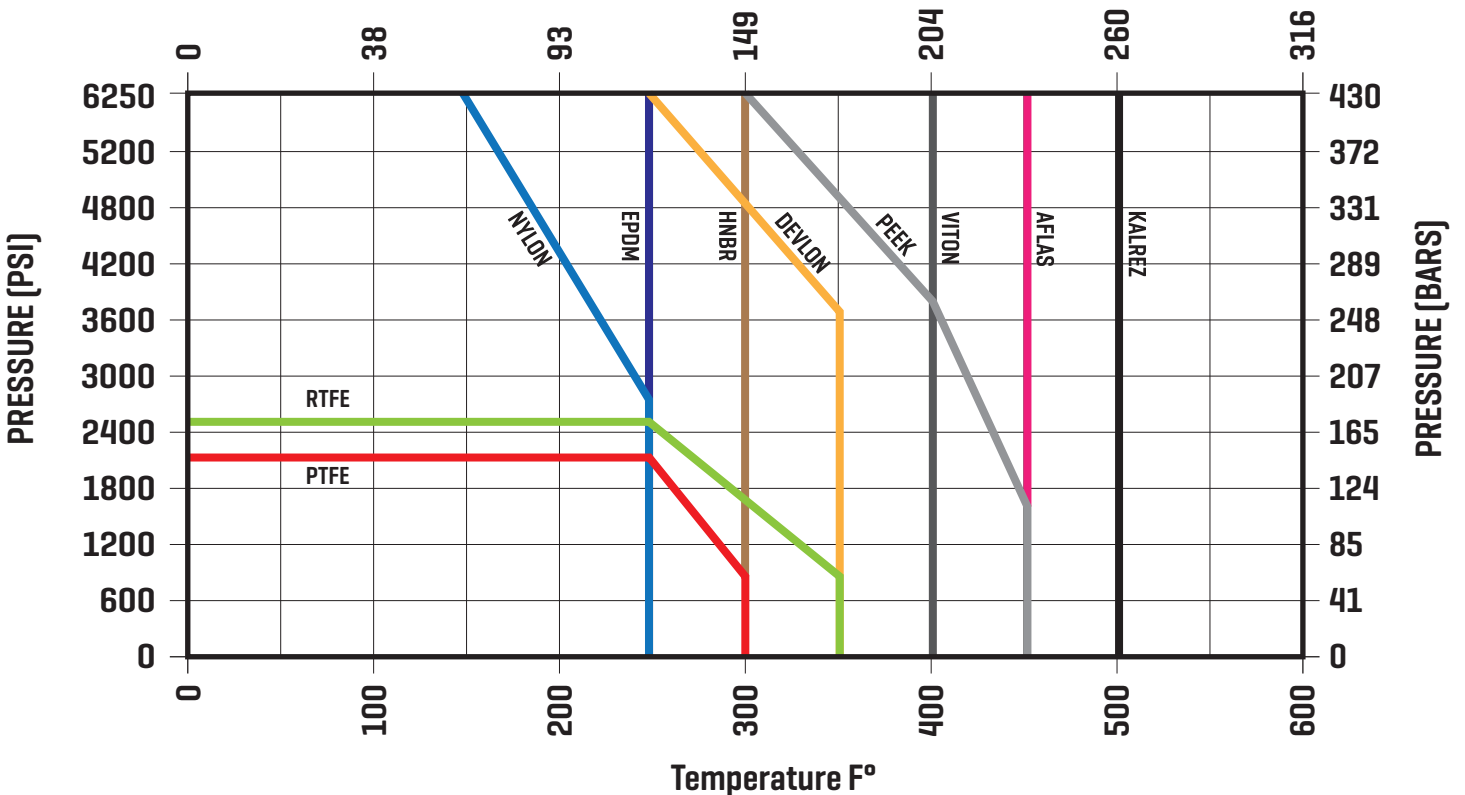
This chart depicts pressure and temperature ratings for common plastics and elastomers used in SCV Valve products.

SCV VALVE SOFT GOOD CHEMICAL COMPATIBILITY

	SEAL MATERIAL			SEAT MATERIAL			
	Viton	HNBR	Kalrez	RTFE	Nylon	Devlon	PEEK
Amines	X	X	●	●	X	X	●
Ammonia	X	X	●	●	●	●	●
Butane	●	●	●	●	●	●	●
Carbon Dioxide	●	●	●	●	●	●	●
Crude Oil	●	●	●	●	●	●	●
Ethane	●	●	●	●	X	X	●
Ethylene	●	●	●	●	●	●	●
Glycol	●	●	●	●	●	X	●
Hydrocarbon	●	●	●	●	●	●	●
Hydrogen	●	●	●	●	●	●	●
Jet Fuel	*	*	●	●	X	X	●
Methane	●	●	●	●	●	●	●
Natural Gas	●	●	●	●	●	●	●
Nitrogen	●	●	●	●	●	●	●
Propane	●	●	●	●	●	●	●
Propylene	●	X	●	●	●	●	●

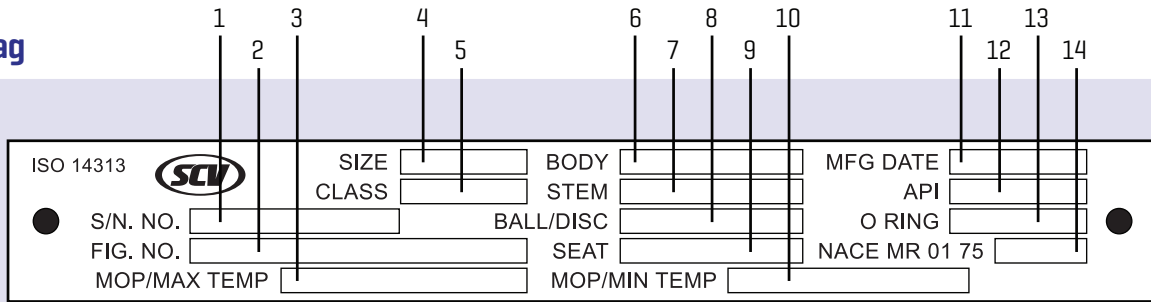
* Viton OK for JP-3/4/5/6/8/9/10. * HNBR OK for JP-3/4/5/6.

PRESSURE TEMPERATURE CHART



Valve ID Tag & Valve Markings Identification

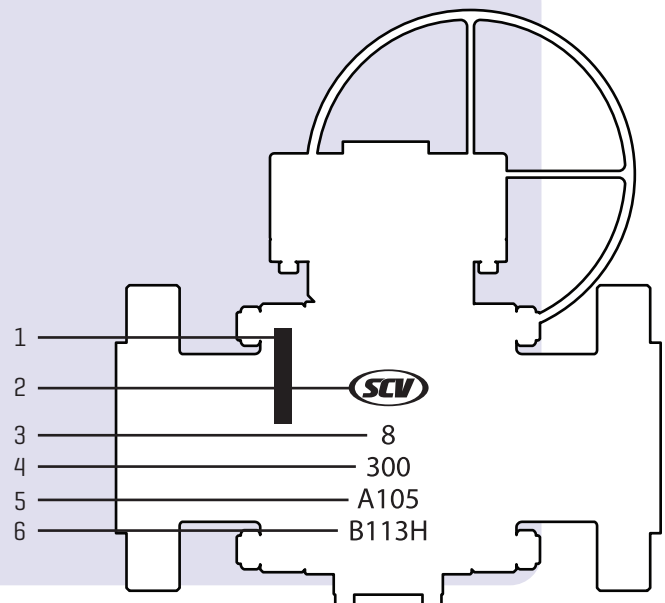
Valve ID Tag



No.	Figure Number Code	Description
1	Serial Number	Identifies certified manufacturers serial number
2	Figure Number	Identifies the detailed valve configuration (valve type, bore size, pressure class, materials, etc.)
3	MOP/Max. Temp.	Identifies the maximum operating pressure in PSI and maximum operating temperature in Fahrenheit
4	Size	Identifies bore size
5	Pressure Class	Identifies pressure classifications per API requirements
6	Body Material	Identifies body metal material composition (A105, WCB, F51, CF8M, etc.)
7	Stem Material	Identifies stem material composition (A105, 410SS, 17-4pH, etc.)
8	Ball/Disc Material	Identifies ball/disc material composition (A105, 316SS, ENP, etc.)
9	Seat Material	Identifies seat material composition (PEEK, Teflon, Nylon, etc.)
10	MOP/Min. Temp.	Identifies the maximum operating pressure in PSI and minimum operating temperature in Fahrenheit
11	Manufacturing Date	Identifies the date the valve manufacturing completion date
12	API Conformance	Identifies API conformance (600, 6D, 6A, etc.)
13	O Ring	Identifies the O Ring material composition (Viton, Viton GLT, etc.)
14	NACE MR 01 75	Identifies corrosion resistance

Valve Markings

No.	Valve ID Components
1	Tag
2	Brand
3	Size
4	Pressure Class
5	Body Material
6	Heat Number



Note: SCV reserves the right to modify our products for improvement without prior notice.



SCV VALVE



3-Piece Trunnion Ball Valves - API 6A

Class: 2000, 3000, & 5000/Sizes: 2-1/16" - 13-5/8"

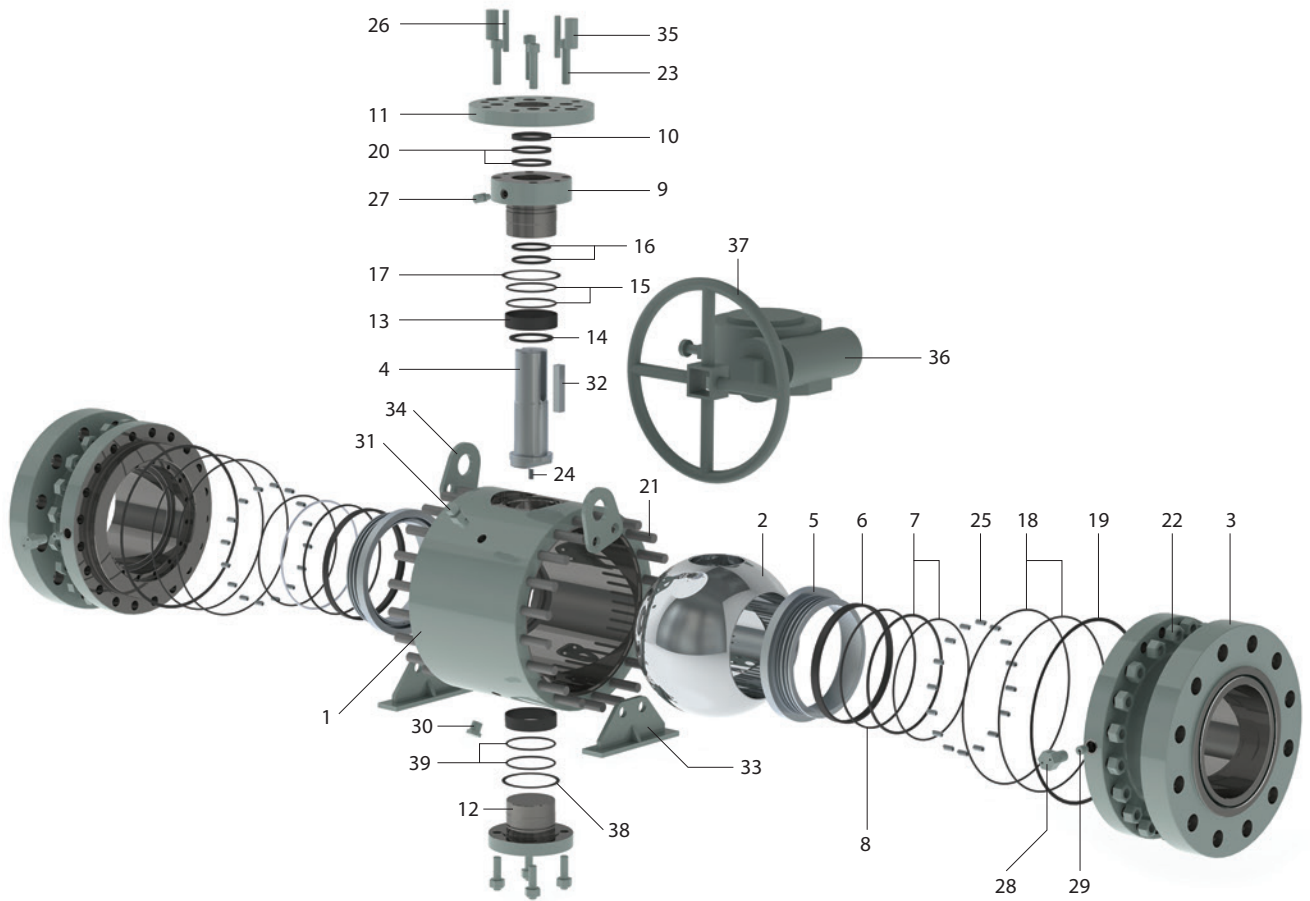
Design and Manufacturing Standards	
Basic Design	API 6A
Wall Thickness	API 6A
Face-to-Face Dimension	API 6A
Flange End Dimension	API 6A
Inspection & Testing	API 6A
Fire Safe Design	API 607/BS 6755



3-Piece Trunnion Ball Valves - API 6A

[Expanded View]

Model E



3-Piece Trunnion Ball Valves - API 6A

[Bill of Materials]

No	Name Of Part	Materials
1	Body	4130 NQT
2	Ball	410 SS NQT
3	Adapter	4130 NQT
4	Stem	410 SS NQT
5	Seat Ring	410 SS NQT
6	Seat Insert	Devlon
7	Seat O-ring [2]	HNBR
8	Seat Seal	Graphoil
9	Gland	4130 NQT
10	Gland Ring	4130 NQT
11	Mounting Plate	4130 NQT
12	Trunnion	4130 NQT
13	Trunnion Bearing [2]	316 SS/FIBREX
14	Thrust Washer	PEEK
15	Gland O-ring [2]	HNBR
16	Stem O-ring [2]	HNBR
17	Gland Gasket	Graphite/Stainless Steel
18	Adapter O-ring [2]	HNBR
19	Adapter Gasket	Graphite/Stainless Steel
20	Mounting Plate Gasket [2]	Graphoil
21	Stud Bolt*	A320 L7M
22	Hex Nut*	A320 L7M
23	SHCS	A320 L7M
24	Anti-Static Spring	X-750
25	Seat Spring	X-750
26	Dowel Pin	Hardened Steel
27	Grease Fitting	316 SS
28	Grease Fitting, BGH	316 SS
29	Ball Check	316 SS
30	NPT Plug	316 SS
31	Vent Fitting	316 SS
32	Stem Key	1045 or Equal
33	Foot Plate*	Carbon Steel
34	Lift Plate*	Carbon Steel
35	Body Dowel Pin	Hardened Steel
36	Gear Operator	Carbon Steel
37	Handwheel	Carbon Steel
38	Trunnion Gasket	Graphite/Stainless Steel
39	Trunnion O-ring [2]	HNBR

Note: Materials also available in F321, F347, F51, F53, monel, inconel, incolloy and hastelloy. Metal-to-metal seated ball valve designs are available upon request.

3-Piece Trunnion Ball Valves - API 6A

Design Features & Applications

The SCV 3-piece forged body Trunnion Mounted ball valves are designed to meet API's highest industry standards. SCV manufactures these trunnion ball valves in bolted body and welded body to meet the most stringent requirements for industries such as oil, gas, gathering, transmission, distribution, storage, LNG and Petrochemical.

Seal Feature

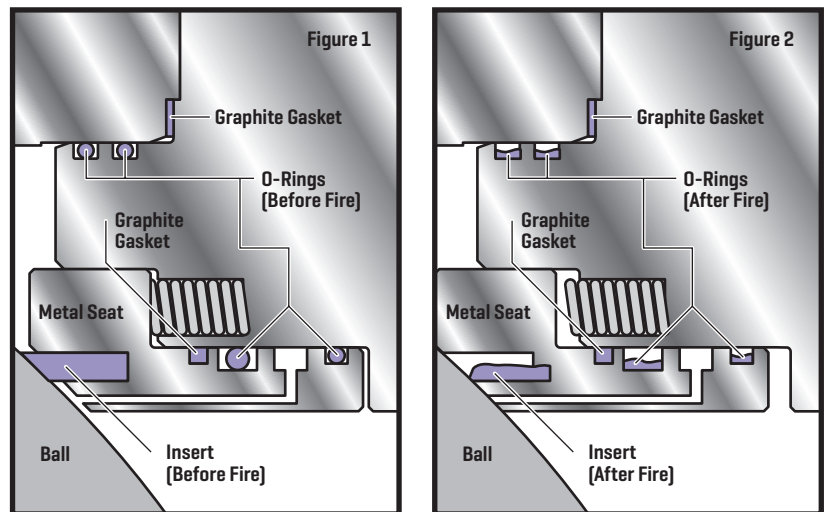
The SCV trunnion mounted ball valves are produced with spring loaded seats. This spring load keeps the seats in constant contact with the ball, even in the absence of line pressure and makes a very effective seal at low line pressure. As the pressure increases the seat ring is forced onto the ball and a tight seal becomes effective. The higher the line pressure the greater the force exerted by the seat against the ball.

Self Lubrication

SCV uses seat insert material that provides self lubrication. The seat insert material choices consist of PTFE, Nylon, Devlon, Peek, or any other low friction material that may be required to meet the application. The self-lubrication insert materials help support the predictable operating torque.

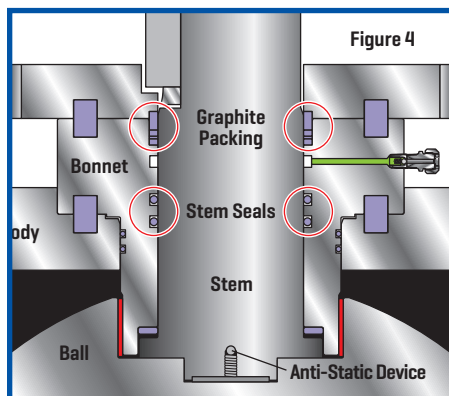
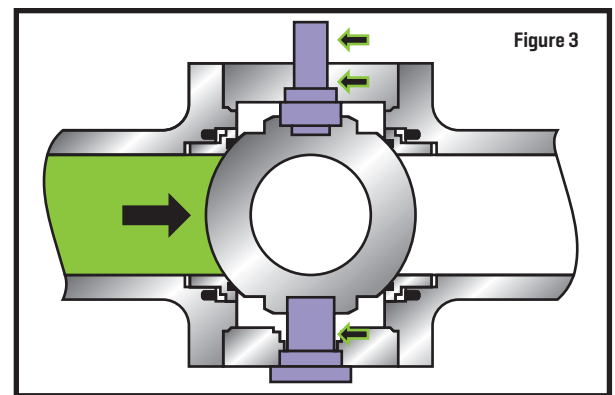
Fire Safe Construction with Secondary Metal Seat

SCV ball valves have been fire tested and can be supplied to API 6FA and API 607. The soft seat inserts, irrespective of their materials, will possibly fail when subjected to fire conditions. SCV provides a fire-safe design which may substantially prevent leakages through seals when damaged by fire. The function of the seats before and after the fire test are as shown. If the seat inserts are destroyed, a metal to metal seal is formed between seat and ball. The seat to body graphite seals, graphite stem packing, and graphite gasket end closures are designed to resist high temperature and will remain undamaged. **(Figures 1 & 2)**



Trunnion Mounting

Trunnion mounted TEFLON coated bearings on the stems absorb the thrust from line pressure, preventing excess friction between the ball and seats, so even at full rated working pressure, operating torque stays low. **(Figure 3)**



Anti-Static Device

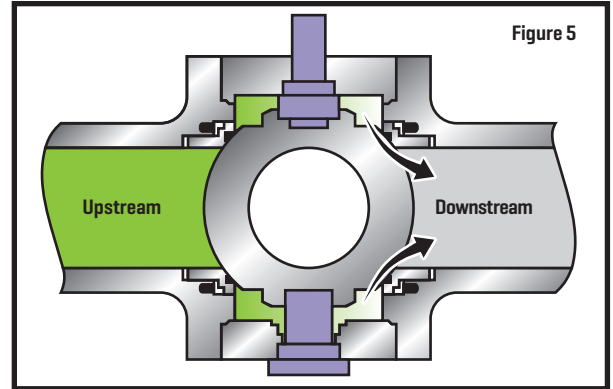
The ball/spring assembly provided at the stem allows the static charges to be discharged to the piping. In this way, an electrostatic charging of the ball is eliminated. **(Figure 4)**

Blow Out Proof Stem with Stem Seals

The stem has been designed with a lower flange. The valve body bonnet retains the stem in place and prevents any possible blowout. The stem is sealed with 2 O-rings, this feature allows for the stem packing to be replaced while the valve is in line and under pressure. **(Figure 4)**

Single Piston Effect (SPE) - Self Relieving Seats

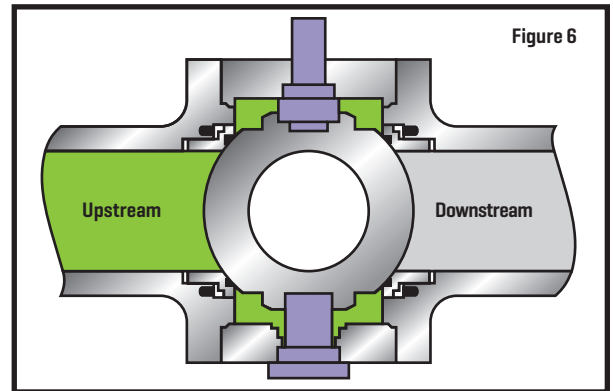
With the ball in the closed position, media pressure builds on the upstream side of the ball. This pressure forces the upstream seat ring against the ball for a tight seal. With only spring pressure sealing the downstream side, excess body cavity pressure pushes the downstream seat rings away from the ball relieving overpressure in the body cavity. This seat arrangement meets **Block & Bleed** requirements. Single Piston Effect (SPE) seat rings are "self-relieving." (Figure 5)



Double Piston Effect (DPE)

With the ball in the closed position and pressure from a single source, in the event the upstream seat fails, pressure will increase in the body cavity. The cavity pressure activates the downstream seat's double piston effect creating a second seal on the ball. This seat arrangement meets **Double Isolation & Bleed** requirements. (Figure 6)

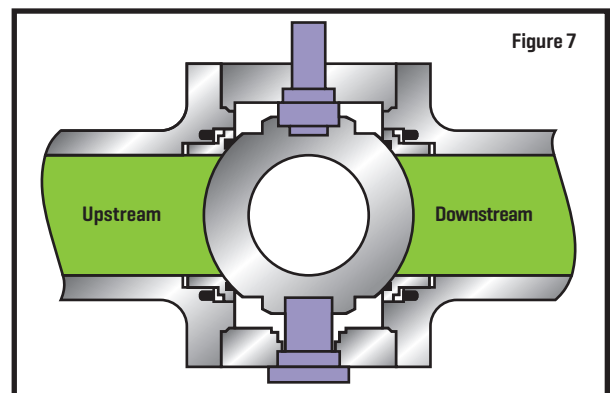
Definition of Double Isolation and Bleed (DIB): A single valve with two seating surfaces, each of which, in the closed position, provides a seal against pressure from a single source, with a means of venting/bleeding the cavity between the seating surfaces. This feature can be provided in one direction or both directions.



Double Block and Bleed (DBB)

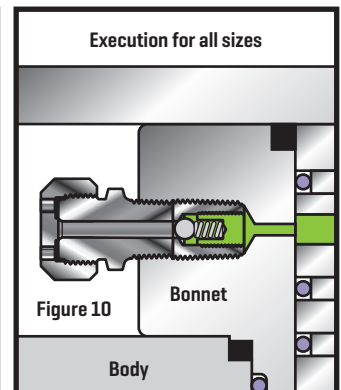
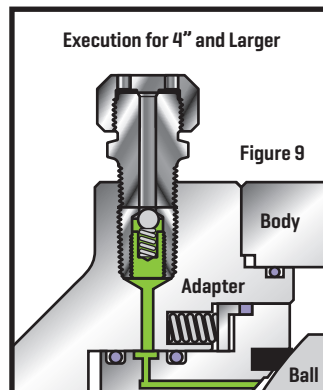
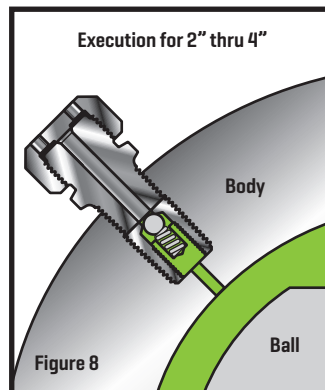
The Double Block and Bleed feature is offered with both seat ring configurations (SPE & DPE). When the ball is closed, pressure is "blocked" from the body cavity by the pressure activated seats. The body cavity can then be vented/bled. (Figure 7)

Definition of Double Block and Bleed: A single valve with two seating surfaces that, in the closed position, provides a seal against pressure from both ends of the valve with a means of venting/bleeding the cavity between the seating surfaces.



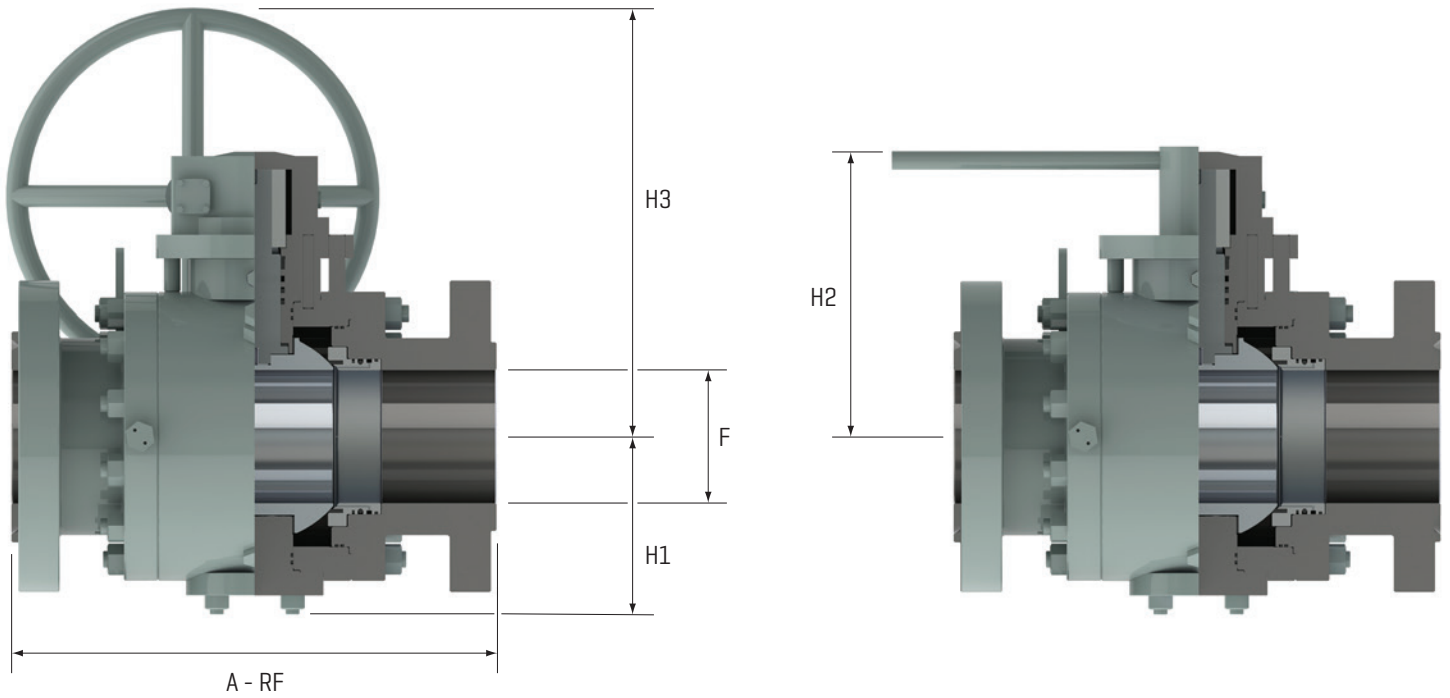
Sealant Fitting

Sealant lubrication fittings are standard on this SCV design. In the event of seat insert or stem seal damage, leakage can occur. Emergency sealant/lubricant injection can save the integrity of the valve by incorporating a seal around the stem or between the seat and the ball until properly serviced. These fittings also act as a lubrication port for regular maintenance. (Figures 8, 9 & 10)



3-Piece Trunnion Ball Valves - API 6A

Size: 2-1/16" - 13-5/8"
 Class: 2000, 3000, & 5000



	Size		Bore	End-to-End	Body Dimensions			FLG Weights LBS/KG
			F	A - RTJ	H1	H2	H3	
2000 PSI	IN	2-1/16	2.09	11.625	4.44	6.50	8.90	68
	IN	2-9/16	2.59	14.125	5.22	7.28	9.68	79
	IN	3-1/8	3.22	14.125	5.56	8.69	11.09	119
	IN	4-1/16	4.28	17.125	6.50	9.56	11.96	218
	IN	5-1/16	5.16	22.125	8.69	12.19	14.59	598
	IN	7-1/16	7.16	26.125	9.47	/	15.59	697
	IN	9*	9.00	29.785	10.25	/	24.25	1369
	IN	11*	11.03	31.125	12.75	/	28.78	1696
	IN	13-5/8*	13.66	33.125	15.88	/	31.84	2193
3000 PSI	IN	2-1/16	2.09	14.625	4.44	7.28	10.90	119
	IN	2-9/16	2.59	15.125	5.22	8.06	11.64	139
	IN	3-1/8	3.22	15.125	5.56	9.47	13.05	178
	IN	4-1/16	4.28	18.125	6.50	10.34	13.92	319
	IN	5-1/16	5.16	24.125	8.69	12.97	16.55	697
	IN	7-1/16	7.16	29.125	10.38	/	19.10	1247
	IN	9*	9.00	33.85	11.125	/	27.65	1575
	IN	11*	11.03	36.125	15.13	/	30.74	1846
	IN	13-5/8*	13.66	39.125	17.15	/	33.80	2593
5000 PSI	IN	2-1/16	2.09	14.625	6.50	4.44	8.90	119
	IN	2-9/16	2.59	18.625	7.28	5.22	9.68	170
	IN	3-1/8	3.22	18.625	8.69	5.56	11.09	240
	IN	4-1/16	4.28	21.625	9.56	6.50	11.96	420
	IN	5-1/16	5.16	28.00	12.19	8.69	14.59	1190
	IN	7-1/16	7.16	33.125	14.80	/	17.20	1936
	IN	9*	9.00	41.00	11.5	/	29.25	2880
	IN	11*	11.03	42.125	16.63	/	32.78	3420
	IN	13-5/8*	13.66	45.125	18.69	/	35.84	5120

* = Sizes are not industry standard, but are agreed upon between client and manufacturer.

3-Piece Trunnion Ball Valves - API 6A

Flow Coefficients Cv Values

Flow Coefficients Cv Values

The Flow Coefficiency (Cv) of a valve is the rate of gallons per minute of water at 60° F through a fully opened valve at a pressure drop of 1 PSI across the valve.

Size			Pressure PSI		
			2000	3000	5000
NPS	2-1/16	GPM	350	320	320
NPS	2-9/16	GPM	190	185	180
NPS	3-1/8	GPM	1,000	910	820
NPS	4-1/16	GPM	1,850	1,760	1,610
NPS	7-1/16	GPM	4,400	4,300	4,080
NPS	9	GPM	8,450	8,400	7,980
NPS	11	GPM	14,250	14,160	13,020
NPS	13-5/8	GPM	22,790	21,230	16,910



Superior Performance Plug Valves

Available Sizes: 2" thru 12" | Class: 150 thru 2500

SCV Valve Pressure Balanced Lubricated Plug Valves are ideal for the following applications:

- Oil & Gas Distribution, Processing, & Transmission
- Wastewater Collection & Treatment
- Crude Handling & Treatment
- Petro Chemical & Refineries
- Waste Transfer & Processing
- Slurry Transfer & Processing
- Steam Systems
- General Industries



API 6D | Pressure Balanced | Lubricated | Metal-to-Metal Seal | API 6FA Firesafe Design | 410SS Trim | NACE MR 01 75

SCV is Certified: API 6A, API 6D, CE PED, CRN (Alberta, Manitoba, & Ontario)



www.scvvalve.com
Phone: 281.482.4728

Pressure Temperature Ratings - ASME B16.34

Note: Pressures in PSI

Temp. F	A105	WCB	LF2	WCC	LCB	WC6	LCC	C5	C12	C12A	316	CF8M	F51	F53
	-20 to 100	285	285	285	290	265	290	290	290	290	290	275	275	290
200	260	260	260	260	255	260	260	260	260	260	235	235	260	260
300	230	230	230	230	230	230	230	230	230	230	215	215	230	230
400	200	200	200	200	200	200	200	200	200	200	195	195	200	200
500	170	170	170	170	170	170	170	170	170	170	170	170	170	170
600	140	140	140	140	140	140	140	140	140	140	140	140	140	140
650	125	125	125	125	125	125	125	125	125	125	125	125	125	125
700	110	110	110	110	110	110	110	110	110	110	110	110	110	110
750	95	95	95	95	95	95	95	95	95	95	95	95	95	95
800	80	80	80	80	80	80	80	80	80	80	80	80	/	/
850	65	65	65	65	65	65	65	65	65	65	65	65	/	/
900	50	50	50	50	50	50	50	50	50	50	50	50	/	/
950	35	35	35	35	35	35	35	35	35	35	35	35	/	/
1000	20	20	20	20	20	20	20	20	20	20	20	20	/	/
1050	/	/	/	/	/	20	/	20	20	20	20	20	/	/
1100	/	/	/	/	/	20	/	20	20	20	20	20	/	/
1150	/	/	/	/	/	20	/	20	20	20	20	20	/	/
1200	/	/	/	/	/	15	/	15	20	20	20	20	/	/
1250	/	/	/	/	/	/	/	/	/	/	20	20	/	/
1300	/	/	/	/	/	/	/	/	/	/	20	20	/	/
1350	/	/	/	/	/	/	/	/	/	/	20	20	/	/
1400	/	/	/	/	/	/	/	/	/	/	20	20	/	/
1450	/	/	/	/	/	/	/	/	/	/	20	20	/	/
1500	/	/	/	/	/	/	/	/	/	/	15	15	/	/

Temp. F	A105	WCB	LF2	WCC	LCB	WC6	LCC	C5	C12	C12A	316	CF8M	F51	F53
	-20 to 100	740	740	740	750	695	750	750	750	750	750	720	720	750
200	680	680	680	750	660	750	750	750	750	750	620	620	745	745
300	655	655	655	730	640	720	730	730	730	730	560	560	665	665
400	635	635	635	705	615	695	705	705	705	705	515	515	615	615
500	605	605	605	665	585	665	665	665	665	665	480	480	580	580
600	570	570	570	605	550	605	605	605	605	605	450	450	555	555
650	550	550	550	590	535	590	590	590	590	590	440	440	545	545
700	530	530	530	555	510	570	555	570	570	570	435	435	540	540
750	505	505	505	505	475	530	505	530	530	530	425	425	530	530
800	410	410	410	410	390	510	410	510	510	510	420	420	/	/
850	320	320	320	320	300	485	320	485	485	485	420	420	/	/
900	230	230	230	225	200	450	225	375	450	450	415	415	/	/
950	135	135	135	135	135	320	135	275	375	385	385	385	/	/
1000	85	85	85	85	85	215	85	200	255	365	365	365	/	/
1050	/	/	/	/	/	145	/	145	170	360	160	160	/	/
1100	/	/	/	/	/	95	/	100	115	300	305	305	/	/
1150	/	/	/	/	/	65	/	60	75	225	235	235	/	/
1200	/	/	/	/	/	40	/	35	50	145	185	185	/	/
1250	/	/	/	/	/	/	/	/	/	/	145	145	/	/
1300	/	/	/	/	/	/	/	/	/	/	115	115	/	/
1350	/	/	/	/	/	/	/	/	/	/	95	95	/	/
1400	/	/	/	/	/	/	/	/	/	/	75	75	/	/
1450	/	/	/	/	/	/	/	/	/	/	60	60	/	/
1500	/	/	/	/	/	/	/	/	/	/	40	40	/	/

Pressure Temperature Ratings - ASME B16.34

Note: Pressures in PSI

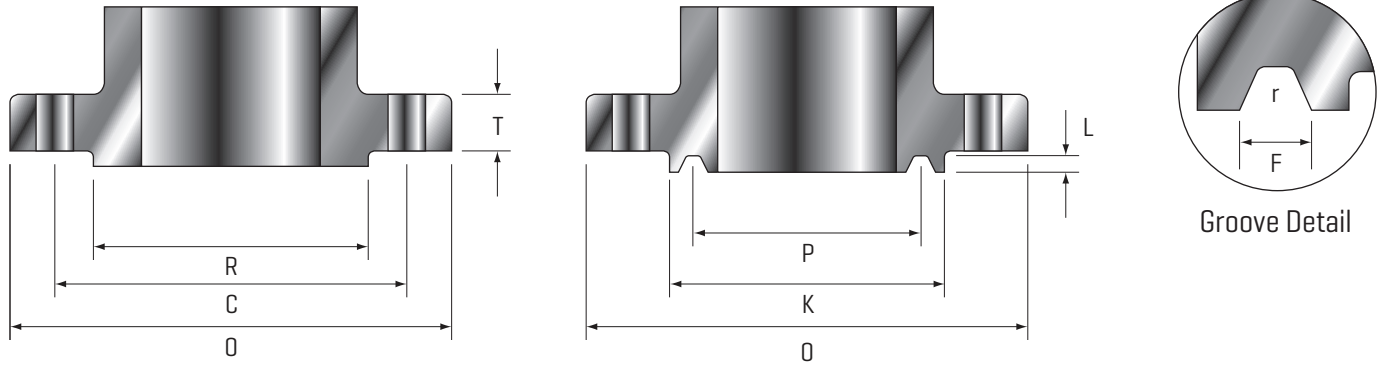
600	Temp. F	A105	WCB	LF2	WCC	LCB	WC6	LCC	C5	C12	C12A	316	CF8M	F51	F53
	-20 to 100	1480	1480	1480	1500	1395	1500	1500	1500	1500	1500	1500	1440	1440	1500
200	1360	1360	1360	1500	1320	1500	1500	1500	1500	1500	1500	1240	1240	1490	1490
300	1310	1310	1310	1455	1275	1445	1455	1455	1455	1455	1455	1120	1120	1335	1335
400	1265	1265	1265	1405	1230	1385	1405	1410	1410	1410	1410	1025	1025	1230	1230
500	1205	1205	1205	1330	1175	1330	1330	1330	1330	1330	1330	995	995	1160	1160
600	1135	1135	1135	1210	1105	1210	1210	1210	1210	1210	1210	900	900	1115	1115
650	1100	1100	1100	1175	1065	1175	1175	1175	1175	1175	1175	885	885	1095	1095
700	1060	1060	1060	1110	1025	1135	1110	1135	1135	1135	1135	870	870	1085	1085
750	1015	1015	1015	1015	955	1065	1015	1065	1065	1065	1065	855	855	1065	1065
800	825	825	825	825	780	1015	825	1015	1015	1015	1015	845	845	/	/
850	640	640	640	640	595	975	640	975	975	975	975	835	835	/	/
900	460	460	460	445	405	900	445	745	900	900	900	830	830	/	/
950	275	275	275	275	275	640	275	550	755	775	775	775	775	/	/
1000	170	170	170	170	170	430	170	400	505	725	725	725	725	/	/
1050	/	/	/	/	/	290	/	290	345	720	720	720	720	/	/
1100	/	/	/	/	/	190	/	200	225	605	610	610	610	/	/
1150	/	/	/	/	/	130	/	125	150	445	475	475	475	/	/
1200	/	/	/	/	/	80	/	70	105	290	370	370	370	/	/
1250	/	/	/	/	/	/	/	/	/	/	295	295	295	/	/
1300	/	/	/	/	/	/	/	/	/	/	235	235	235	/	/
1350	/	/	/	/	/	/	/	/	/	/	190	190	190	/	/
1400	/	/	/	/	/	/	/	/	/	/	150	150	150	/	/
1450	/	/	/	/	/	/	/	/	/	/	115	115	115	/	/
1500	/	/	/	/	/	/	/	/	/	/	85	85	85	/	/
900	Temp. F	A105	WCB	LF2	WCC	LCB	WC6	LCC	C5	C12	C12A	316	CF8M	F51	F53
	-20 to 100	2220	2220	2220	2250	2090	2250	2250	2250	2250	2250	2160	2160	2250	2250
200	2035	2035	2035	2250	1980	2250	2250	2250	2250	2250	2250	1860	1860	2230	2230
300	1965	1965	1965	2185	1915	2165	2185	2185	2185	2185	2185	1680	1680	2000	2000
400	1900	1900	1900	2110	1845	2080	2110	2115	2115	2115	2115	1540	1540	1845	1845
500	1810	1810	1810	1995	1760	1995	1995	1995	1995	1995	1995	1435	1435	1740	1740
600	1705	1705	1705	1815	1655	1815	1815	1815	1815	1815	1815	1355	1355	1670	1670
650	1650	1650	1650	1765	1600	1765	1765	1765	1765	1765	1765	1325	1325	1640	1640
700	1590	1590	1590	1665	1535	1705	1665	1705	1705	1705	1705	1305	1305	1625	1625
750	1520	1520	1520	1520	1430	1595	1520	1595	1595	1595	1595	1280	1280	1595	1595
800	1235	1235	1235	1235	1175	1525	1235	1525	1525	1525	1525	1265	1265	/	/
850	955	955	955	955	895	1460	955	1460	1460	1460	1460	1255	1255	/	/
900	690	690	690	670	605	1350	670	1120	1350	1350	1350	1245	1245	/	/
950	410	410	410	410	410	955	410	825	1130	1160	1160	1160	1160	/	/
1000	255	255	255	255	255	650	255	595	760	1090	1090	1090	1090	/	/
1050	/	/	/	/	/	430	/	430	515	1080	1080	1080	1080	/	/
1100	/	/	/	/	/	290	/	300	340	905	915	915	915	/	/
1150	/	/	/	/	/	195	/	185	225	670	710	710	710	/	/
1200	/	/	/	/	/	125	/	105	155	430	555	555	555	/	/
1250	/	/	/	/	/	/	/	/	/	/	440	440	440	/	/
1300	/	/	/	/	/	/	/	/	/	/	350	350	350	/	/
1350	/	/	/	/	/	/	/	/	/	/	290	290	290	/	/
1400	/	/	/	/	/	/	/	/	/	/	225	225	225	/	/
1450	/	/	/	/	/	/	/	/	/	/	175	175	175	/	/
1500	/	/	/	/	/	/	/	/	/	/	125	125	125	/	/

Pressure Temperature Ratings - ASME B16.34

Note: Pressures in PSI

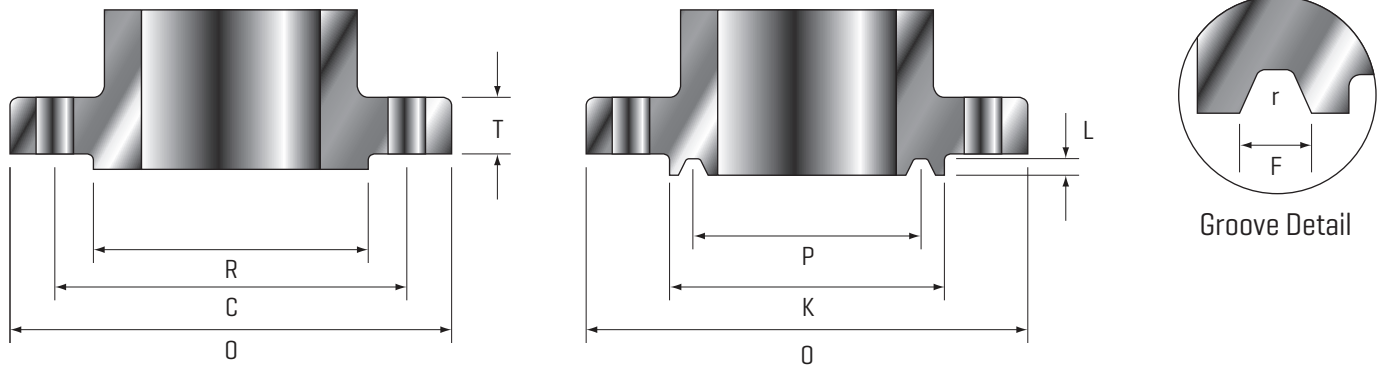
1500	Temp. F	A105	WCB	LF2	WCC	LCB	WC6	LCC	C5	C12	C12A	316	CF8M	F51	F53
	-20 to 100	3705	3705	3705	3750	3480	3750	3750	3750	3750	3750	3750	3600	3600	3750
200	3395	3395	3395	3750	3300	3750	3750	3750	3750	3750	3750	3095	3095	3720	3720
300	3270	3270	3270	3640	3190	3610	3640	3640	3640	3640	3640	2795	2795	3335	3335
400	3170	3170	3170	3520	3075	3465	3520	3530	3530	3530	3530	2570	2570	3070	3070
500	3015	3015	3015	3325	2930	3325	3325	3325	3325	3325	3325	2390	2390	2905	2905
600	2840	2840	2840	3025	2755	3025	3025	3025	3025	3025	3025	2255	2255	2785	2785
650	2745	2745	2745	2940	2665	2940	2940	2940	2940	2940	2940	2210	2210	2735	2735
700	2665	2665	2665	2775	2560	2840	2775	2840	2840	2840	2840	2170	2170	2710	2710
750	2535	2535	2535	2535	2385	2660	2535	2660	2660	2660	2660	2135	2135	2660	2660
800	2055	2055	2055	2055	1955	2540	2055	2540	2540	2540	2540	2110	2110	/	/
850	1595	1595	1595	1595	1490	2435	1595	2435	2435	2435	2435	2090	2090	/	/
900	1150	1150	1150	1115	1010	2245	1115	1870	2245	2245	2245	2075	2075	/	/
950	685	685	685	685	685	1591	685	1370	1885	1930	1930	1930	1930	/	/
1000	430	430	430	430	430	1080	430	995	1270	1820	1820	1820	1820	/	/
1050	/	/	/	/	/	720	/	720	855	1800	1800	1800	1800	/	/
1100	/	/	/	/	/	480	/	495	565	1510	1525	1525	1525	/	/
1150	/	/	/	/	/	325	/	310	375	1115	1185	1185	1185	/	/
1200	/	/	/	/	/	205	/	170	255	720	925	925	925	/	/
1250	/	/	/	/	/	/	/	/	/	/	735	735	735	/	/
1300	/	/	/	/	/	/	/	/	/	/	585	585	585	/	/
1350	/	/	/	/	/	/	/	/	/	/	480	480	480	/	/
1400	/	/	/	/	/	/	/	/	/	/	380	380	380	/	/
1450	/	/	/	/	/	/	/	/	/	/	290	290	290	/	/
1500	/	/	/	/	/	/	/	/	/	/	205	205	205	/	/
2500	Temp. F	A105	WCB	LF2	WCC	LCB	WC6	LCC	C5	C12	C12A	316	CF8M	F51	F53
	-20 to 100	6170	6170	6170	6250	5805	6250	6250	6250	3250	6250	6000	6000	6250	6250
200	5655	5655	5655	6250	5505	6250	6250	6250	6250	6250	6250	5160	5160	6200	6200
300	5450	5450	5450	6070	5315	6015	6070	6070	6070	6070	6070	4660	4660	5560	5560
400	5280	5280	5280	5865	5125	5775	5865	5880	5880	5880	5880	4280	4280	5120	5120
500	5025	5025	5025	5540	4885	5540	5540	5540	5540	5540	5540	3980	3980	4840	4840
600	4730	4730	4730	5040	4595	5040	5040	5040	5040	5040	5040	3760	3760	4640	4640
650	4575	4575	4575	4905	4440	4905	4905	4905	4905	4905	4905	3680	3680	4560	4560
700	4425	4425	4425	4630	4270	4730	4630	4730	4730	4730	4730	3620	3620	4520	4520
750	4230	4230	4230	4230	3970	4430	4230	4430	4430	4430	4430	3560	3560	4430	4430
800	3430	3430	3430	3430	3255	4230	3430	4230	4230	4230	4230	3520	3520	/	/
850	2655	2655	2655	2655	2485	4060	2655	4060	4060	4060	4060	3480	3480	/	/
900	1915	1915	1915	1855	1685	3745	1855	3115	3745	3745	3745	3460	3460	/	/
950	1145	1145	1145	1145	1145	3655	1145	2285	3145	3220	3220	3220	3220	/	/
1000	715	715	715	715	715	1800	715	1655	2115	3030	3030	3030	3030	/	/
1050	/	/	/	/	/	1200	/	1200	1430	3000	3000	3000	3000	/	/
1100	/	/	/	/	/	800	/	830	945	2515	2545	2545	2545	/	/
1150	/	/	/	/	/	545	/	515	630	1855	1970	1970	1970	/	/
1200	/	/	/	/	/	345	/	285	770	1200	1545	1545	1545	/	/
1250	/	/	/	/	/	/	/	/	/	/	1230	1230	1230	/	/
1300	/	/	/	/	/	/	/	/	/	/	970	970	970	/	/
1350	/	/	/	/	/	/	/	/	/	/	800	800	800	/	/
1400	/	/	/	/	/	/	/	/	/	/	630	630	630	/	/
1450	/	/	/	/	/	/	/	/	/	/	485	485	485	/	/
1500	/	/	/	/	/	/	/	/	/	/	345	345	345	/	/

Flange Dimensions - ANSI B16.5 & B16.47



Class	Size	Flg. Dia.	Flg. Thick.	Raised Face Dia.	Drilling			Face Dia.	Ring Joint				
					Bolt Circle Dia.	# of Bolts	Hole Dia.		Pitch Dia.	Grv. Depth	Grv. Width	Btm. Radius	Ring No.
					O	T	R	C	K	P	L	F	r
150	2	6.00	0.75	3.62	4.75	4	0.75	4.00	3.250	0.250	0.344	0.03	R22
	2.5	7.00	0.88	4.12	5.50	4	0.75	4.75	4.000	0.250	0.344	0.03	R25
	3	7.50	0.94	5.00	6.00	4	0.75	5.25	4.500	0.250	0.344	0.03	R29
	4	9.00	0.94	6.19	7.50	8	0.75	6.75	5.875	0.250	0.344	0.03	R36
	6	11.00	1.00	8.50	9.50	8	0.88	8.62	7.625	0.250	0.344	0.03	R43
	8	13.50	1.12	10.62	11.75	8	0.88	10.75	9.750	0.250	0.344	0.03	R48
	10	16.00	1.19	12.75	14.25	12	1.00	13.00	12.000	0.250	0.344	0.03	R52
	12	19.00	1.25	15.00	17.00	12	1.00	16.00	15.000	0.250	0.344	0.03	R56
	14	21.00	1.38	16.25	18.75	12	1.12	16.75	15.625	0.250	0.344	0.03	R59
	16	23.50	1.44	18.50	21.25	16	1.12	19.00	17.875	0.250	0.344	0.03	R64
	18	25.00	1.56	21.00	22.75	16	1.25	21.50	20.375	0.250	0.344	0.03	R68
	20	27.50	1.69	23.00	25.00	20	1.25	23.50	22.000	0.250	0.344	0.03	R72
	22	29.50	1.81	25.25	27.25	20	1.38	/	/	/	/	/	/
	24	32.00	1.88	27.25	29.50	20	1.38	28.00	26.500	0.250	0.344	0.03	R76
	26	34.25	2.69	29.50	31.75	24	1.38	/	29.500	0.500	0.781	0.060	R93
	28	36.50	2.81	31.50	34.00	28	1.38	/	31.500	0.500	0.781	0.060	R94
30	38.75	2.94	33.75	36.00	28	1.38	/	33.750	0.500	0.781	0.060	R95	
32	41.75	3.19	36.00	38.50	28	1.62	/	36.000	0.562	0.906	0.060	R96	
34	43.75	3.25	38.00	40.50	32	1.62	/	38.000	0.562	0.906	0.060	R97	
36	46.00	3.56	40.25	42.75	32	1.62	/	40.250	0.562	0.906	0.060	R98	
300	2	6.50	0.88	3.62	5.00	8	0.75	4.25	3.250	0.312	0.469	0.03	R23
	2.5	7.50	1.00	4.12	5.88	8	0.88	5.00	4.000	0.312	0.469	0.03	R26
	3	8.25	1.12	5.00	6.62	8	0.88	5.75	4.875	0.312	0.469	0.03	R31
	4	10.00	1.25	6.19	7.88	8	0.88	6.88	5.875	0.312	0.469	0.03	R37
	6	12.50	1.44	8.50	10.62	12	0.88	9.50	8.312	0.312	0.469	0.03	R45
	8	15.00	1.62	10.62	13.00	12	1.00	11.88	10.625	0.312	0.469	0.03	R49
	10	17.50	1.88	12.75	15.25	16	1.12	14.00	12.750	0.312	0.469	0.03	R53
	12	20.50	2.00	15.00	17.75	16	1.25	16.25	15.000	0.312	0.469	0.03	R57
	14	23.00	2.12	16.25	20.25	20	1.25	18.00	16.500	0.312	0.469	0.03	R61
	16	25.50	2.25	18.50	22.50	20	1.38	20.00	18.500	0.312	0.469	0.03	R65
	18	28.00	2.38	21.00	24.75	24	1.38	22.62	21.000	0.312	0.469	0.03	R69
	20	30.50	2.50	23.00	27.00	24	1.38	25.00	23.000	0.375	0.531	0.06	R73
	22	33.00	2.62	25.25	29.25	24	1.62	27.00	25.000	0.438	0.594	0.06	R81
	24	36.00	2.75	27.25	32.00	24	1.62	29.50	27.250	0.438	0.656	0.06	R77
	26	38.25	3.31	29.50	34.50	28	1.75	31.88	29.500	0.500	0.781	0.06	R93
	28	40.75	3.56	31.50	37.00	28	1.75	33.88	31.500	0.500	0.781	0.06	R94
30	43.00	3.75	33.75	39.25	28	1.88	36.12	33.750	0.500	0.781	0.06	R95	
32	45.25	3.94	36.00	41.50	28	2.00	38.75	36.000	0.562	0.906	0.06	R96	
34	47.50	4.12	38.00	43.50	28	2.00	40.75	38.000	0.562	0.906	0.06	R97	
36	50.00	4.38	40.25	46.00	32	2.12	43.00	40.250	0.562	0.906	0.06	R98	

Flange Dimensions - ANSI B16.5 & B16.47



Class	Size	Flg. Dia.	Flg. Thick.	Raised Face Dia.	Drilling			Face Dia.	Ring Joint				
					Bolt Circle Dia.	# of Bolts	Hole Dia.		Pitch Dia.	Grv. Depth	Grv. Width	Btm. Radius	Ring No.
600	2	6.50	1.00	3.62	5.00	8	0.75	4.25	3.250	0.312	0.469	0.03	R23
	2.5	7.50	1.12	4.12	5.88	8	0.88	5.00	4.000	0.312	0.469	0.03	R26
	3	8.25	1.25	5.00	6.62	8	0.88	5.75	4.875	0.312	0.469	0.03	R31
	4	10.75	1.50	6.19	8.50	8	1.00	6.88	5.875	0.312	0.469	0.03	R37
	6	14.00	1.88	8.50	11.50	12	1.12	9.50	8.312	0.312	0.469	0.03	R45
	8	16.50	2.19	10.62	13.75	12	1.25	11.88	10.625	0.312	0.469	0.03	R49
	10	20.00	2.50	12.75	17.00	16	1.38	14.00	12.750	0.312	0.469	0.03	R53
	12	22.00	2.62	15.00	19.25	20	1.38	16.25	15.000	0.312	0.469	0.03	R57
	14	23.75	2.75	16.25	20.75	20	1.5	18.00	16.500	0.312	0.469	0.03	R61
	16	27.00	3.00	18.50	23.75	20	1.62	20.00	18.500	0.312	0.469	0.03	R65
	18	29.25	3.25	21.00	25.75	20	1.75	22.62	21.000	0.312	0.469	0.03	R69
	20	32.00	3.50	23.00	28.50	24	1.75	25.00	23.000	0.375	0.531	0.06	R73
22	34.25	3.75	25.25	30.62	24	1.88	27.00	25.000	0.438	0.594	0.06	R81	
24	37.00	4.00	27.25	33.00	24	2.00	29.50	27.250	0.438	0.659	0.06	R77	
900	2	8.5	1.5	3.62	6.5	8	1	4.88	3.75	0.312	0.469	0.03	R24
	2.5	9.62	1.62	4.12	7.50	8	1.12	5.39	4.250	0.312	0.469	0.03	R27
	3	9.50	1.50	5.00	7.50	8	1.00	6.12	4.875	0.312	0.469	0.03	R31
	4	11.50	1.75	6.19	9.25	8	1.25	7.12	5.875	0.312	0.469	0.03	R37
	6	15.50	2.19	8.50	12.50	12	1.25	9.50	8.312	0.312	0.469	0.03	R45
	8	18.50	2.50	10.62	15.50	12	1.50	12.12	10.625	0.312	0.469	0.03	R49
	10	21.50	2.75	12.75	18.50	16	1.50	14.25	12.750	0.312	0.469	0.03	R53
	12	24.00	3.12	15.00	21.00	20	1.50	16.50	15.000	0.312	0.469	0.03	R57
	14	25.25	3.38	16.25	22.00	20	1.62	18.38	16.500	0.438	0.656	0.06	R62
	16	27.75	3.50	18.50	24.25	20	1.75	20.62	18.500	0.438	0.656	0.06	R66
	18	31.00	4.00	21.00	27.00	20	2.00	23.38	21.000	0.500	0.781	0.06	R70
	20	33.75	4.25	23.00	29.50	20	2.12	25.50	23.000	0.500	0.781	0.06	R74
24	41.00	5.50	27.25	35.50	20	2.62	30.38	27.250	0.625	1.062	0.09	R78	
1500	2	8.50	1.50	3.62	6.50	8	1.00	4.88	3.750	0.312	0.469	0.03	R24
	2.5	9.62	1.62	4.12	7.50	8	1.12	5.38	4.250	0.312	0.469	0.03	R27
	3	10.50	1.88	5.00	8.00	8	1.25	6.62	5.375	0.312	0.469	0.03	R35
	4	12.25	2.12	6.19	9.50	8	1.38	7.62	6.375	0.312	0.469	0.03	R39
	6	15.50	3.25	8.50	12.50	12	1.50	9.75	8.312	0.375	0.531	0.06	R46
	8	19.00	3.62	10.62	15.50	12	1.75	12.50	10.625	0.438	0.656	0.06	R50
	10	23.00	4.25	12.75	19.00	12	2.00	14.62	12.750	0.438	0.656	0.06	R54
	12	26.00	4.88	15.00	22.50	16	2.12	17.25	15.000	0.562	0.906	0.06	R58
	14	29.50	5.25	16.25	25.00	16	2.38	19.25	16.500	0.625	1.062	0.09	R63
	16	32.50	5.75	18.50	27.75	16	2.62	21.50	18.500	0.688	1.188	0.09	R67
	18	36.00	6.38	21.00	30.50	16	2.88	24.12	21.000	0.688	1.188	0.09	R71
	20	38.75	7.00	23.00	32.75	16	3.12	26.50	23.000	0.688	1.312	0.09	R75
24	46.00	8.00	27.25	39.00	16	3.62	31.25	27.250	0.812	1.438	0.09	R79	
2500	2	9.25	2.00	3.62	6.75	8	1.00	4.48	4.000	0.312	0.469	0.030	R26
	2.5	10.50	2.25	4.12	7.75	8	1.13	5.86	4.375	0.375	0.531	0.060	R28
	3	12.00	2.62	5.00	9.00	8	1.25	6.61	5.000	0.375	0.531	0.060	R32
	4	14.00	3.00	6.19	10.75	8	1.50	7.99	6.188	0.438	0.656	0.060	R38
	5	16.50	3.62	7.31	12.75	8	1.75	9.48	7.500	0.500	0.781	0.060	R40
	6	19.00	4.25	8.50	14.50	8	2.00	10.98	9.000	0.500	0.781	0.060	R47
	8	21.75	5.00	10.62	17.25	12	2.00	13.38	11.000	0.562	0.906	0.060	R51
	10	26.50	6.50	12.75	21.75	12	2.50	16.73	13.500	0.688	1.188	0.090	R55
12	30.00	7.25	15.00	24.38	12	2.75	19.48	16.000	0.688	1.312	0.090	R60	

Industry Standards for Valve Manufacturing

This information is for reference only.

American Society of Mechanical Engineers (ASME)

ASME Code - Boiler & pressure vessel code
ASME A13.1 - Scheme for the identification of piping systems
ASME B1.1 - Unified inch screw threads, UN, & UNR thread form
ASME B1.5 - ACME screw threads
ASME B1.7M - Nomenclature, definitions, & letter symbols for screw threads
ASME B1.8 - Stub ACME screw threads
ASME B1.12 - Class 5 interference - fit thread
ASME B1.20.1 - Pipe threads, general purpose, inch
ASME B1.20.3 - Dry-seal pipe threads, inch
ANSI/ASME B16.1 - Cast iron pipe flanges & flanged fittings
ANSI/ASME B16.5 - Pipe flanges & flanged fittings: NPS 1/2" - 24"
ASME B16.9 - Factory made wrought steel buttwelding fittings
ANSI/ASME B16.10 - Face-to-face & end-to-end dimensions of valves
ASME B16.11 - Forged fittings, socket welding & threaded
ASME B16.20 - Metallic gaskets for pipe flanges: ring joint spiral wound & jacketed
ASME B16.21 - Non-metallic flat gaskets for pipe flanges
ASME B16.25 - Butt welding ends
ANSI/ASME B16.33 - Manually operated metallic gas valves for use in gas piping systems up to 125 PSI [sizes NPS 1/2" - 2"]
ANSI/ASME B31.1 - Power piping
ANSI/ASME B31.3 - Process piping
ANSI/ASME B16.34 - Valves flanged, threaded & welding end
ANSI/ASME B16.36 - Orifice flanges
ANSI/ASME B16.38 - Large metallic valves for gas distribution (manually operated, NPS 2-1/2" - 12", 125 PSIG maximum)
ANSI/ASME B16.42 - Ductile iron pipe flanges & flanged fittings: classes 150 & 300
ANSI/ASME B16.47 - Large diameter steel flanges
ANSI B17.1 - Keys & keyseats
ANSI B18.2.2 - Square & hex nuts
ASME B31.4 - Pipeline transportation systems for liquid hydrocarbons & other ammonia & alcohols
ANSI/ASME B31.8 - Gas transmission & distribution piping systems
ANSI/ASME B36.10 - Welded & seamless wrought steel pipe
ANSI/ASME B36.19 - Stainless steel pipe
ANSI FCI-2 - Control valve seat leakage

American Society Non-destructive Test (ASNT)

ASNT-TC-1A - Recommended practice no. SNT-TC-1A 1996

American Society for Testing and Materials (ASTM)

American Petroleum Institute (API)

API RP 574 - Inspection practices for piping system components
API 589 - Fire test for evaluation of valve stem packing
API RP 591 - Process valve qualification procedure
API 594 - Check valves-flanged, lug, wafer & buttwelding
API 597 - Steel venturi gate valves, flanged, buttwelding ends
API 598 - Valve inspection & testing
API 599 - Metal plug valves - flanged, welding ends
API 601 - Metallic gaskets for raised-face pipe flanges & flanged connections (double-jacketed corrugated & spiral wound)
API 600 - Bolted bonnet steel gate valves for petroleum & natural gas industries "ISO adoption from ISO 10434"
API 602 - Steel gate, globe, & check valves for sizes DN100 and smaller for the petroleum & natural gas industries
API 603 - Corrosion-resistant, bolted bonnet gate valves-flanged & buttweld ends
API 604 - Ductile iron gate valves, flanged ends
API 605 - Large-diameter carbon steel flanges (nominal pipe sizes 26" - 60", classes 75, 150, 300, 400, 600, & 900 (replaced by ANSI/ASME B16.47)
API 606 - Compact steel gate valves, extended body (included in API 602) fire test for soft-seated quarter-turn valves "ISO adoption from ISO 10497-5 2004"
API 607 - Fire test for soft-seated quarter-turn valves "ISO adoption from ISO 10497-5 2004"
API 608 - Metal ball valves, flanged, threaded, & welding ends
API 609 - Butterfly valves-double flanged, lug- & wafer-type
API RP 941 - Steel for hydrogen service at elevated temperatures & pressures in petroleum refineries & petrochemical plants
API RP 520, Part 1 - Sizing, selection & installation of pressure relieving devices in refineries
API RP 520, Part 2 - Sizing, selection & installation of pressure relieving devices in refineries devices in refineries
API Spec 6A - Specification for wellhead & christmas tree equipment
API Spec 6D - Specifications for pipeline valves
API Spec 14D - Specifications for wellhead surface safety valves & underwater safety valves for offshore service
API 5B - Threading, gauging thread inspection of coring, tubing, & line pipe threads
API 6AM - Material toughness
API 6FA - Fire test for valves
API 6FC - Fire test for valves with backseats
API 6FD - Specification for fire test for check valves
API Q1 - Specification for quality programs for the petroleum, petrochemical, & natural gas

National Association of Corrosion Engineers (NACE)

MR0175 - Sulfide stress cracking resistant metallic materials for oil field equipment
MR0103 - Materials resistant to sulfide stress cracking in corrosive petroleum refining environments

Canadian Standards Association

B51-97 - Boiler, pressure vessel, & pressure piping code
Z245.15-96 - Steel valves
CAN3-z299.4-85 - Quality assurance program - Category 4
CAN3-z299.3-85 - Quality assurance program - Category 3

British Standards Institute (BS)

BS 1414 - Gate, wedge & double disk valves: steel
BS 1868 - Check valves: steel
BS 1873 - Globe & check valves: steel
BS 2080 - Flanged & butt weld end steel valves
BS 5146 - (withdrawn) Replaced by BS 6755 p.1 steel valves testing [1986] & BS 6755 p.2 [1984]
BS 5152 - Globe & check: cast iron
BS 5153 - Check: cast iron
BS 5159 - Ball: cast iron & carbon steel
BS 5160 - Globe & check: steel
BS 5163 - Gate, wedge & double disk: cast iron
BS 5351 - Ball: steel
BS 5352 - Globe & check: steel
BS 5418 - (withdrawn) Replaced by BS EN 19 [1992] marking: general purpose industrial
BS 5840 - Valve mating details for actuator operation
BS 6364 - Cryogenic
BS 6683 - Guide: installation & use of valves
BS 6755: Part 1 - Specification for production pressure testing requirements
BS 6755: Part 2 - Specification for fire type-testing requirements
BS EN 19 - Marking of general purpose industrial valves

International Organization for Standardization

ISO 5211/1 - Industrial valves - part-turn actuator attachments
ISO 5211/2 - Part-turn valve actuator attachment-flange & coupling performance characteristics
ISO 5211/3 - Part-turn valve actuator attachment-dimensions of driving components
ISO 5752 - Metal valves for use in flanged pipe systems face-to-face & center-to-face dimensions
ISO 9000 - Quality management systems and fundamentals & vocabulary
ISO 10012-1 - Quality assurance requirements for measuring equipment

Manufacturers Standardization Society

SP-6 - Standard finishes for contact faces of pipe flanges & connecting-end flanges of valves & fittings
SP-9 - Spot facing for bronze, iron & steel flanges
SP-25 - Standard marking system for valves, fittings, flanges & unions
SP-42 - Class 150 corrosion resistant gate, globe, angle, & check valves with flanged & butt weld ends
SP-44 - Steel pipeline flanges
SP-45 - Bypass & drain connections
SP-51 - Class 150/lw corrosion resistant cast flanges & flanged fittings
SP-53 - Quality standard for steel castings & forgings for valves, flanges, & fittings & other piping components: magnetic particle exam method
SP-54 - Quality standard for steel castings for valves, flanges, & fittings and other piping components: radiographic examination method
SP-55 - Quality standard for steel castings for valves, flanges other piping components-visual method for evaluation of surface irregularities
SP-60 - Connecting flange joint between tapping sleeves & tapping valves
SP-61 - Pressure testing of steel valves
SP-65 - High pressure chemical industry flanges & threaded stubs for use with lens gaskets
SP-67 - Butterfly valves
SP-69 - ANSI/MSS edition pipe hangers & supports, selection & application
SP-70 - Cast iron gate valves, flanged & threaded ends
SP-71 - Gray iron swing check valves, flanged & threaded ends
SP-72 - Ball valves with flanged or butt-welding ends for general service
SP-79 - Socket-welding reducer inserts
SP-81 - Stainless steel, bonnetless, flanged knife gate valves
SP-82 - Valve pressure testing methods
SP-84 - Valves - socket welding & threaded ends
SP-85 - Cast iron globe & angle valves, flanged & threaded ends
SP-86 - Guidelines for metric data in standards for valves, flanges, fittings & actuators
SP-88 - Diaphragm valves
SP-91 - Guidelines for manual operation of valves
SP-92 - MSS valve user guide
SP-93 - Quality standard for steel castings & forgings for valves, flanges & fittings & other piping components-liquid penetrant exam method
SP-94 - Quality standard for ferritic & martensitic steel castings for valves, flanges, & fittings and others piping components - ultrasonic exam method
SP-96 - Guidelines on terminology for valves & fittings
SP-98 - Protective coatings for the interior of valves, hydrants, & fittings
SP-99 - Instrument valves
SP-101 - Part-turn valve actuator attachment-flange and driving component dimensions & performance characteristics
SP-102 - Multi-turn valve actuator attachment: flange and driving component dimensions & performance characteristics
SP-110 - Ball valves threaded, socket-welding, solder joint, grooved, & flared ends
SP-117 - Bellows seals for globe & gate valves
SP-118 - Compact steel globe and check valves-flanged, flangeless, threaded & welding ends (chemical & petroleum refinery service)
SP-120 - Flexible graphite packing system for rising stem steel valves (design requirements)
SP-121 - Qualification testing methods for stem packing for rising stem steel valves

Terms & Conditions

Quotation Validity

This quotation is valid for 30 days from the date quotation is sent. Validity on special metals, including Stainless Steel, is 14 days from the date the quotation is sent. All products offered from stock are subject to prior sale.

Shipments

All items quoted are EXW our Dock - [Ex Works - SCV Valve Facility Santa Fe, Texas 77510] - unless otherwise noted and agreed to in writing. Shipment may be billed either third party billing to the buyer or freight collect. Shipment dates offered above are forecasted delivery lead times and are estimated from the date payment terms [acceptable to seller] are established, clarification is received on all technical information, and resolution of customer's written approval of drawings is received [when required]. The equipment quoted shall be packed in accordance with seller's standard packing procedure unless otherwise noted and agreed to in writing by the seller.

Force Majeure

If in the case of an act of God, war, riot, fire, explosion, flood, or any other circumstances of whatsoever nature which are beyond the control of the seller and which in any way affect the ability of the seller to fulfill its delivery obligations, the delivery is hindered, impeded, or delayed the seller shall be exonerated from all responsibilities and reserves the right to postpone the delivery beyond the original schedule.

Payment terms

All terms are to be negotiated. Credit cards accepted [Master Card, Visa, American Express].

Purchase Orders

All buyer's purchase orders supplied to the seller are to be written in the English language.

Prices

All prices quoted are in USD as per the preceding pricing schedule. The minimum order value is \$5,000.00 [five thousand dollars], unless otherwise agreed to by seller. If for some reason any items are changed or additions to the order required, seller reserves the right to adjust prices accordingly. All sales are subject to approval of seller's credit department. If buyer fails to meet the agreed upon and established commercial terms of the contract, the seller may with-hold all subsequent deliveries until such time that the original commercial terms of the contract have been met by the buyer [or subsequent commercial terms have been agreed upon by the seller with the buyer].

Intellectual Property

All specifications, illustrations, drawings, certificates, and other particulars supplied by seller remain the intellectual property of the seller and should not be disclosed to any third party without the prior written consent of seller.

Governing Law; Arbitration; Jurisdiction

The terms and conditions of this quotation and any subsequent purchase order shall be construed, interpreted, and performed exclusively according to the laws of the State of Texas, USA. The courts of such state shall have exclusive jurisdiction out of all controversies arising out of or in connection with this agreement. The parties consent that process may be served upon them in any such action by registered mail at the address stated for Buyer on its purchase order, and upon SCV Valve at the address noted above in Santa Fe, Texas, or personally within or without the State of Texas. Any legal action with respect to any agreement must be commenced within one year after the cause of action has accrued. The provisions of the Uniform Commercial Code as adopted by the State of Texas, and not under the United Nations Convention on Contracts for the International Sale of Goods, shall apply.

Warranty

All seller's products are guaranteed against defects in workmanship for a period of twelve [12] months after being placed in service, but not exceeding eighteen [18] months after shipment, when products are properly installed per seller specifications and used within the service and pressure range for which they were manufactured. Full risk of loss shall pass to the buyer upon delivery at FOB point, or destination port in case of CIF. This guarantee is limited to the replacement of any valve parts/components found to be defective either in material or workmanship. This guarantee does not extend to costs of labor, freight, or any other consequential charges. The unauthorized use of third party components and workmanship in seller's products voids this warranty.

Limitation of Liability

The liability of the seller under this agreement or with respect to any products supplied or services performed pursuant to this agreement, whether in contract, in tort, in strict liability or otherwise, shall not exceed the purchase price paid by the buyer with respect thereto. In no event will the seller be liable in contract, in tort, in strict liability or otherwise for any special, indirect, incidental, or consequential damages. This is including but not limited to loss of anticipated profits or revenues, loss of use, non-operation or increased expense of operation of equipment, cost of capital, or claims from customer or buyer for failure or delay in achieving anticipated profits or products.

Cancellation

No contract may be canceled by the buyer except upon written notice to seller and upon payment to seller of all costs incurred by the contract arising out of, or in connection with, the contract. Export of goods covered hereby is subject to United States Customs Control. Standard stocking items will be subject to a twenty-five percent [25%] restocking and/or cancellation charge. Non-standard stocking items will be subject to a one-hundred percent [100%] restocking and/or cancellation charge.

Cancellation Charge

The following indicates the rates of cancellation charge of contract value for project manufactured items and/or special engineered items at various stages of production:

- | | |
|--|----------------------------------|
| • Time of cancellation: Order Acknowledgement and prior to Engineering engagement. | Cancellation Charge: 10% |
| • Time of cancellation: After start of engineering but prior to release to production. | Cancellation Charge: 30% |
| • Time of cancellation: After release to production but prior to completion of fabrication. | Cancellation Charge: 80% |
| • Time of cancellation: After completion of fabrication. | Cancellation Charge: 100% |

Return of Goods

No product shall be returned to seller without written authorization and shipping instructions having been obtained from seller. Products authorized for returns are to be shipped freight pre-paid to the SCV Valve Facility identified in writing, unless otherwise notified, and are subject to seller's standard re-stocking fees.

Documentation

MTR's are available at no charge upon request. The seller's standard document package is per ISO 10474 3.1B requirements. Additional requested documentation is subject to charge.

Inspection

The customer or his authorized representative may, with four [4] weeks prior notice given to seller, visually inspect products manufactured by seller. Such seller approved inspections will be carried out in accordance with seller's standard or seller approved customer inspection procedures. If any inspection or documentation requested by the customer is over and beyond the scope and criteria initially agreed to by the seller, any costs incurred by conducting such inspection or preparation of special documents shall be paid by the buyer prior to release of the items for shipment.

Witness Hydro-testing

Witness hydro-testing is available at a cost. A scope of buyers inspection request is to be provided to seller at order placement. Late notice of such requested inspection is subject to additional costs. The cost associated with such witness hydro request is to be agreed on prior to any such testing taking place. Payment of this type of testing to be negotiated. Additionally, any costs associated with a third party inspector will not be at the sellers expense.

The SCV valve brand was established in 1972 as a maintenance and modification company with the ability to provide full in-line valve service and repair. In the mid-1970's, after experiencing many shortcomings of other valve products in the industry, the first SCV valve was manufactured. Since that time, the SCV brand has been expanded its manufactured products to cover a broad range of valves. Industries served include the power, paper and pulp, oil and gas, and petro-chemical sectors.

SCV Valve takes sincere pride in our ability to manufacture both commodity and specialty valves that meet and exceed the needs of our customers. All sizes, pressure classes, and metallurgical compositions are managed in house utilizing the strictest quality control measures to ensure the customer's total satisfaction.


SCV Valve products include thru conduit gates, trunnion mounted balls, floating balls, wedge gates, full port swing checks, piston checks, and lubricated plugs. Valves utilized throughout the industry must meet rigorous quality and production standards.

SCV Valve has earned its API 6A, API 6D, ISO: 9001, CE-PED, and CRN certifications while operating under the API Q1 Quality Management System.

With years of dedication and commitment to quality, design, and service, SCV Valve has grown to be one of the premier valve manufacturers in the industry with the largest inventory of high pressure ball, gate, and check valves. We pride ourselves on our high quality products, timely delivery capabilities, and competitive prices.

On behalf of all of the members at SCV Valve, we thank you for the opportunity to earn your business.

Sincerely,



Sid McCarra

President

SCV Valve, LLC

Since 1972, the SCV brand has been committed to providing quality flow control products to the Power, Paper & Pulp, Oil & Gas, and Petro Chemical industries.

As one of the largest valve manufacturers, SCV Valve's reputation is unparalleled for producing high quality commodity and specialty valves. Products range in sizes 1/2" - 48", in pressure classes from 150# - 2500# and are backed by timely deliveries and competitive prices.

Call SCV today at [281]482-4728 for all your valve needs or visit us on the web @ www.scvvalve.com.

**SALES, PROJECTS, ENGINEERING,
MANUFACTURING, & WAREHOUSING**

3521 FM 646 Rd. North
Santa Fe, TX 77510

Phone: [281] 482-4728

Fax: [281] 482-9728

Hours: 8:00 a.m. to 5:00 p.m. Central Standard

Email: sales@scvvalve.com



SCV VALVE

[281] 482-4728 · www.scvvalve.com